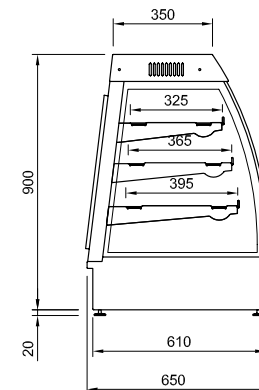
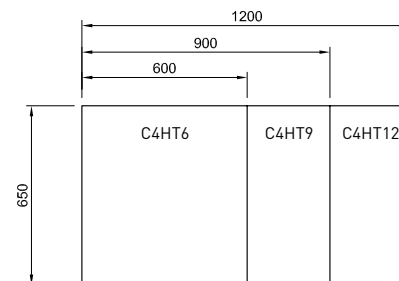


# C4HT HEATED

## COUNTER SERIES



Sliding doors front and rear  
 Deck forced heating  
 Single glazed glass  
 Three adjustable shelves  
 Ticket strips on shelves and deck  
 Undershelf and canopy lights  
 Available in three lengths

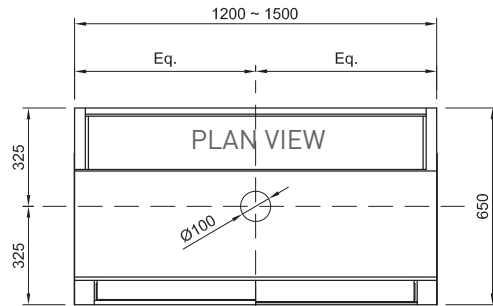


**cossiga**

For further information, contact us on T +649 580 8471 F +649 580 2514 E [info@cossiga.com](mailto:info@cossiga.com)  
 To download C.A.D. blocks please visit [www.cossiga.com](http://www.cossiga.com)

# C4HT C4BM HEATED & BAIN MARIE

## COUNTER SERIES SERVICES



- Allow 100mm dia. hole cut in counter top for drain pipe.

### ELECTRICAL POWER

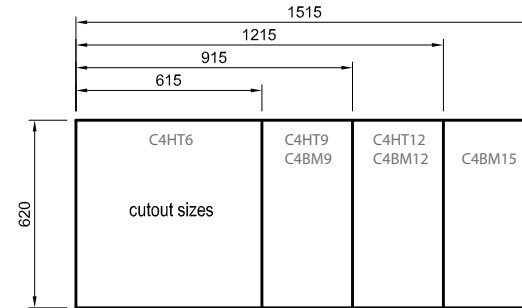
Electrical power cord 1500mm

BM12 = 3 pin 15 amp 1 phase  
BM15 = 3 pin 20 amp 1 phase

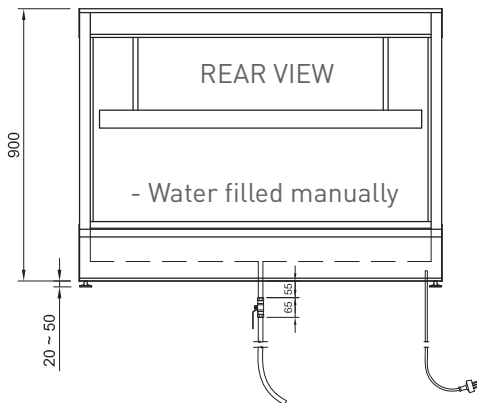
- plug can be removed and unit hard wired on site

### DRAINAGE

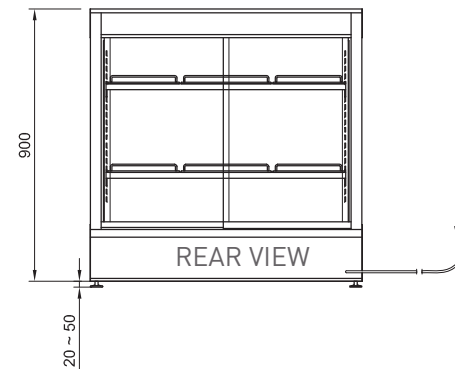
- Drain pipe centred below unit
- Screw on stop cock valve
- plastic flexible waste pipe 15mm dia. 1000 mm length from valve.
- See drainage specifications.



### Counter C4 Drop in Cut Outs.



### Counter C4 - Bain Marie Services



### ELECTRICAL POWER

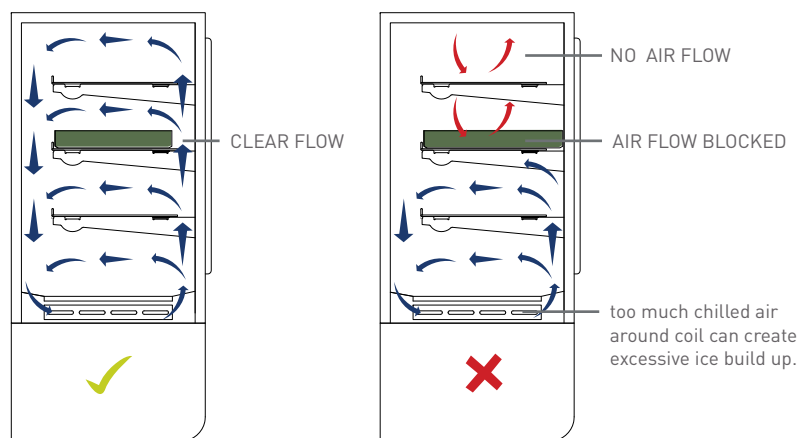
Electrical power cord 1500mm

All models 3 pin 10 amp 1 phase socket required

### Counter C4 - Heated & Ambient Services

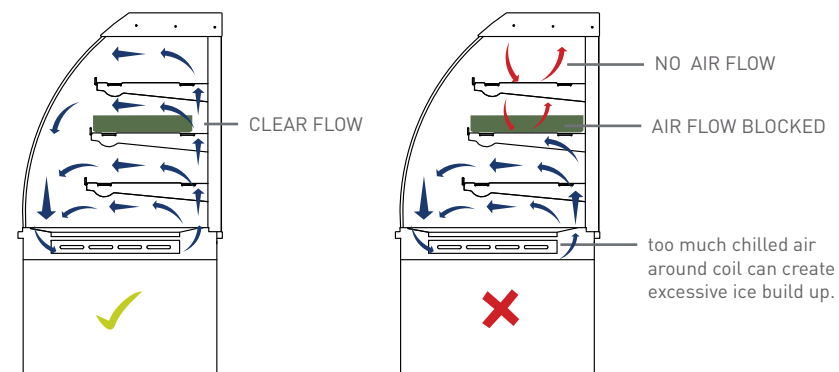
# COSSIGA AIR FLOW USAGE GIUDE

USAGE GUIDE LINES



CORRECT AIRFLOW.

INCORRECT AIRFLOW.



CORRECT AIRFLOW.

INCORRECT AIRFLOW.

## Internal Air Flow Requirements

**CORRECT AIRFLOW** ✓  
for both hot and cold units.

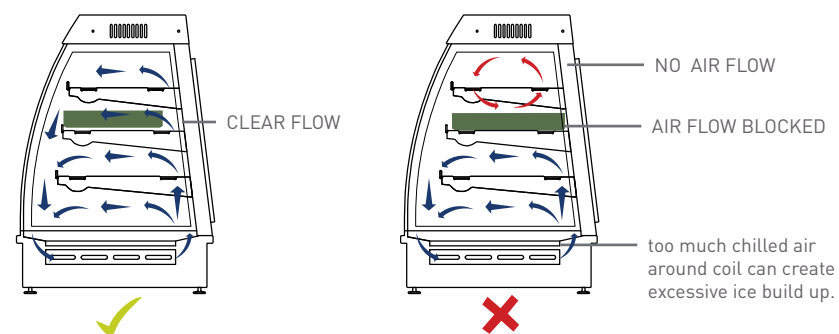
Vents are not blocked at base and ensure trays or plates are not blocking airflow at the rear of the unit.

**INCORRECT AIRFLOW** ✗  
for both hot and cold units.

Blocked airflow disturbs correct air movement and creates uneven temperatures inside unit.

Ensure bottom vents are not blocked by plates or product.

**Blocked air flow will retard operation on both HOT and COLD unit.**



CORRECT AIRFLOW.

INCORRECT AIRFLOW.